

Matriz LED 8x8

Características:

- Matriz de LEDs de 8x8
- Diámetro de cada led: 5.00mm
- Color: Rojo
- Tamaño: 60.2mm x 60.2mm

Chip Material: AlGaInP / GaAs Ultra Bright Red LED Chip

ABSOLUTE MAXIMUM RATINGS (Ta = 25°C)

PARAMETER	SYMBOL	MAXIMUM RATING	UNIT
Power Dissipation	PD	72	mW
Peak Forward Current (1/10 Duty Cycle, 0.1 Ms Pulse Width)	IPEAK	90	mA
DC Forward Current	IF	30	mA
Reverse Voltage	VR	5	V
Operating Temperature Range	TA	-40°C to +85°C	
Storage Temperature Range	TSTG	-40°C to +85°C	
Solder temperature 1/16 inch below seating plane for 3 seconds at 260°C			

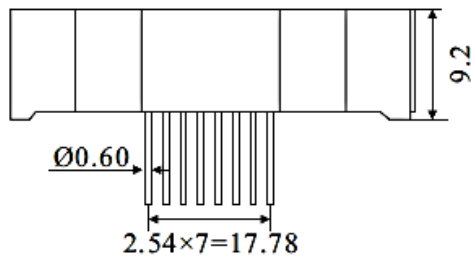
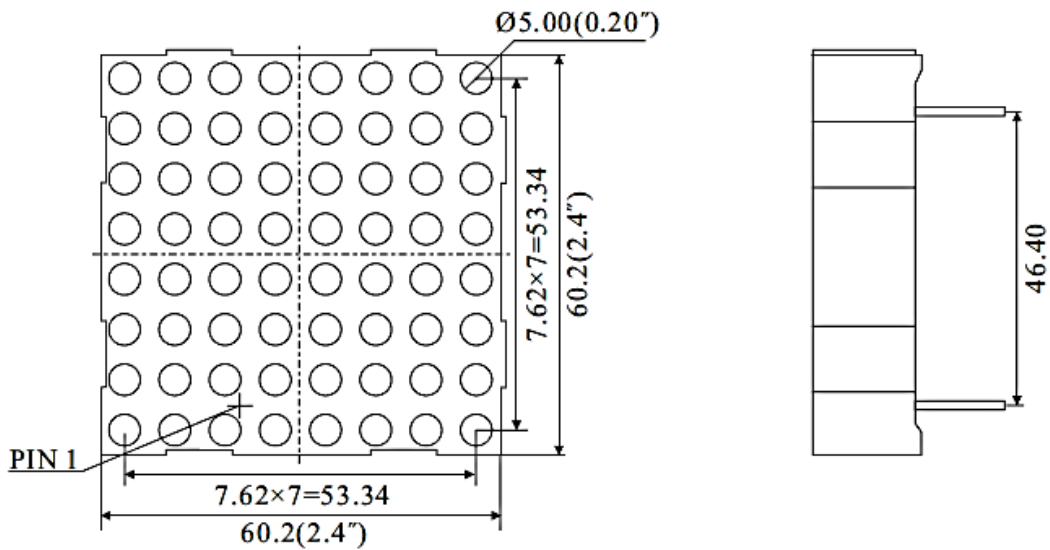
ELECTRICAL OPTICAL CHARACTER AND CURVES (Ta = 25°C)

PARAMETER	SYMBOL	MIN	TYP	MAX	UNIT	LOCATION	TEST CONDITION
Forward Voltage	V _F	-	2.10	2.40	V	Per Chip	I _F = 20mA
Luminous Intensity	I _v	58.0	68.0	74.0	mcd	Per Chip	I _F = 20mA
Peak Emission Wavelength	λ _p	-	645	-	nm	Per Chip	I _F = 20mA
Dominant Emission Wavelength	λ _d	626	631	636	nm	Per Chip	I _F = 20mA
Spectral Line Half-Width	Δλ _{1/2}	-	20	-	nm	Per Chip	I _F = 20mA
Capacitance	C	-	95	-	pF	Per Chip	V _F = 0V; f = 1MHz
Reverse Current	I _R	-	-	10	uA	Per Chip	V _R = 5V

Note:

1. Luminous intensity tolerance is ±10%;
2. Dominant Emission Wavelength tolerance is ±5%

DIMENSION


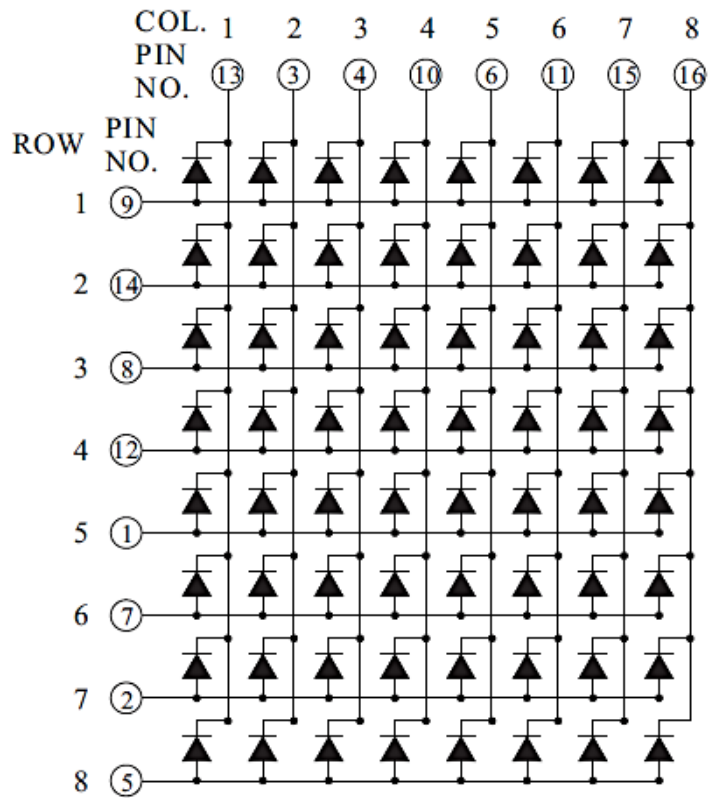


	COL.							
ROW	1	2	3	4	5	6	7	8
1	○	○	○	○	○	○	○	○
2	○	○	○	○	○	○	○	○
3	○	○	○	○	○	○	○	○
4	○	○	○	○	○	○	○	○
5	○	○	○	○	○	○	○	○
6	○	○	○	○	○	○	○	○
7	○	○	○	○	○	○	○	○
8	○	○	○	○	○	○	○	○

UNIT: mm (Inch) Tolerance: +/- 0.25 (0.01")

INTERNAL CIRCUIT DIAGRAM

Ánodo común según filas
(23088B)



INTERNAL CIRCUIT DIAGRAM

Cátodo común según filas
(23088A)

