

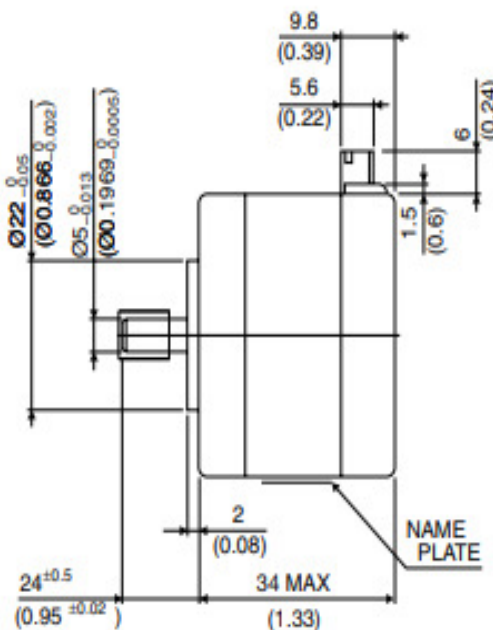
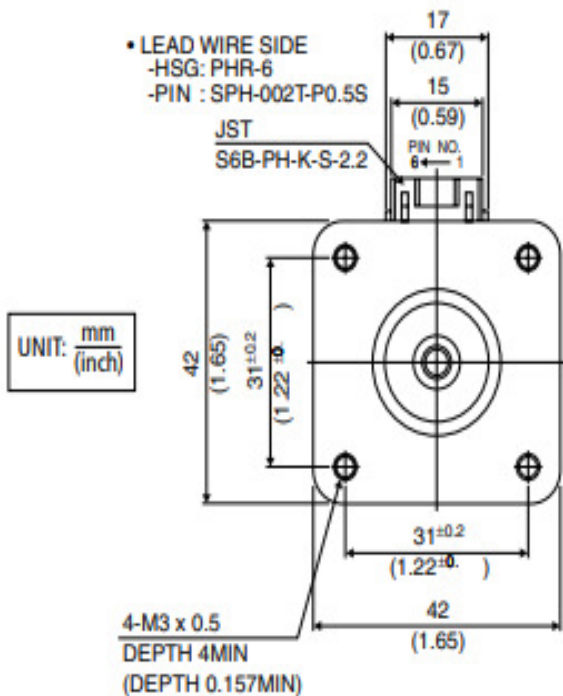
33358-MS

Motor Data

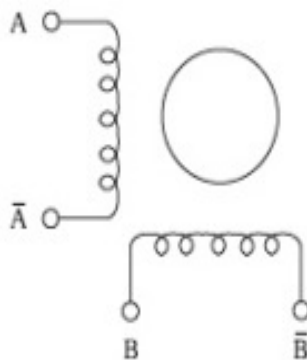
Specifications

Model	Step Angle	Rated Voltage	Rated Current	Resistance	Holding Torque	Inductance	Rotor Inertia	Detent Torque	Mass
	(deg)	(V)	(A)	(Ohms)	(mNm)	(mH)	(g·cm ²)	(mNm)	(g)
17PM-K077BP01CN	1.8	10.2	0.3	34	280	60	37	9.8	200

Step Accuracy	Radial Play	End Play	Insulation R	Drive Sequence	Temp. Rise
(deg)	nanometers	nanometers	(Ohms)		(deg. °C)
+/-0.09	20	80	100meg.	BI-POLAR	80



PULLY DATA	
Type:	GT2
# Teeth:	14
Pitch:	2mm
O/D:	8.4mm
PCD:	8.91mm



No.	Red	Blue	Yel	Org
1	+	+	-	-
2	-	+	+	-
3	-	-	+	+
4	+	-	-	+

PIN NO. vs. PHASE

PHASE	A	Ā	B	B̄
PIN NO.	4	5	6	3
COLOR	Red		Yel	Org